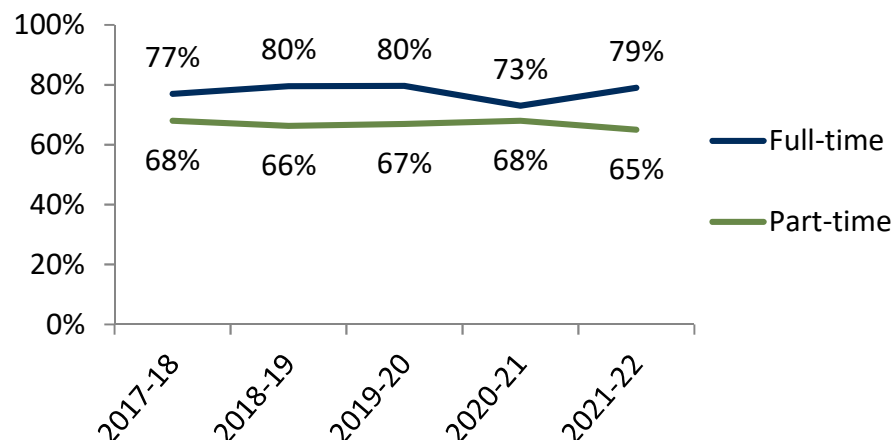


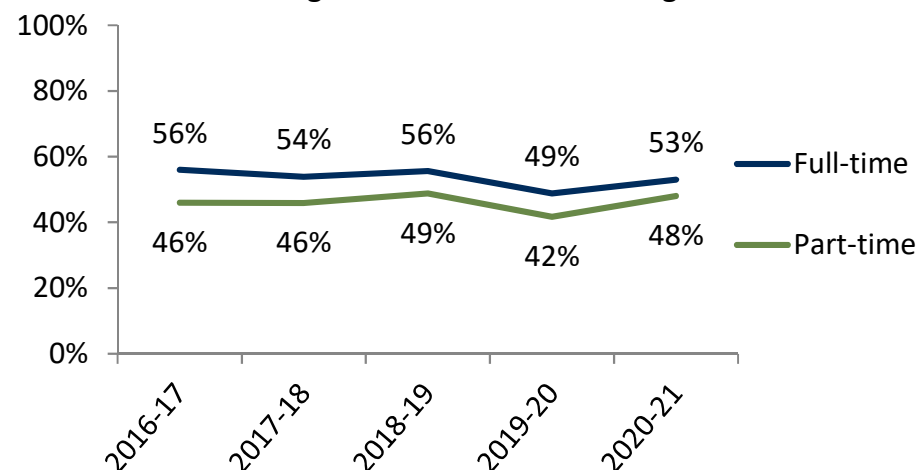


STUDENT SUCCESS

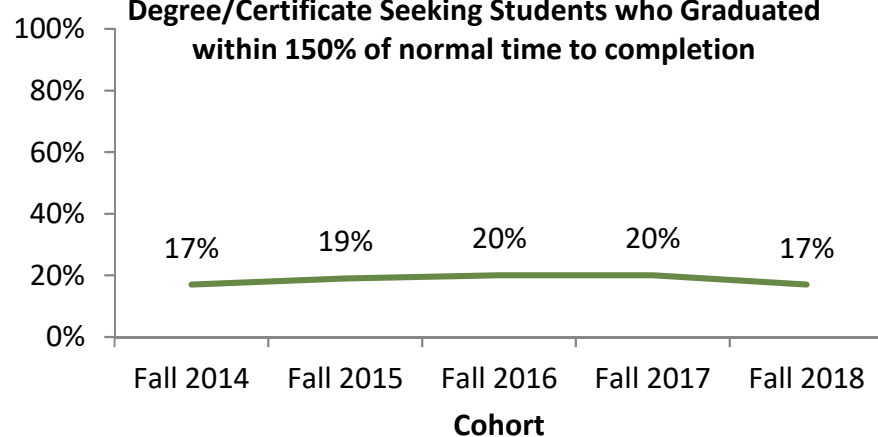
**Fall to Spring Retention Rate:
First-time Degree and Certificate Seeking Students**



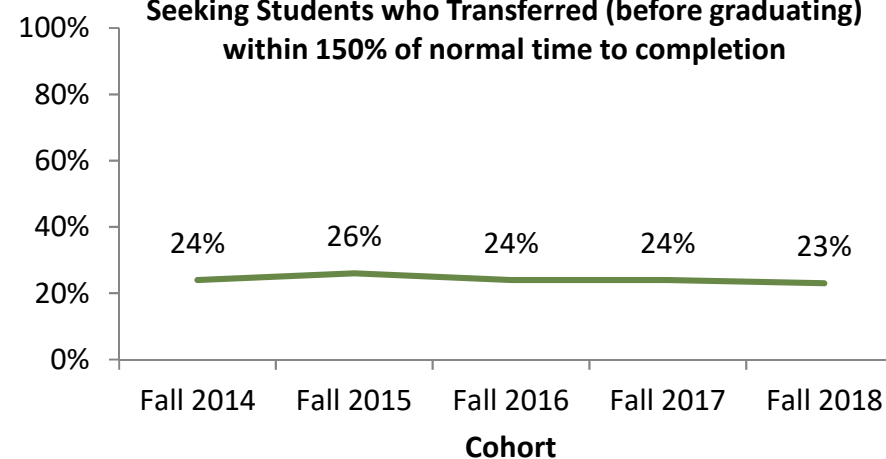
**Fall to Fall Retention Rate:
First-time Degree and Certificate Seeking Students**



**Graduation Rate: First-time, Full-time
Degree/Certificate Seeking Students who Graduated
within 150% of normal time to completion**



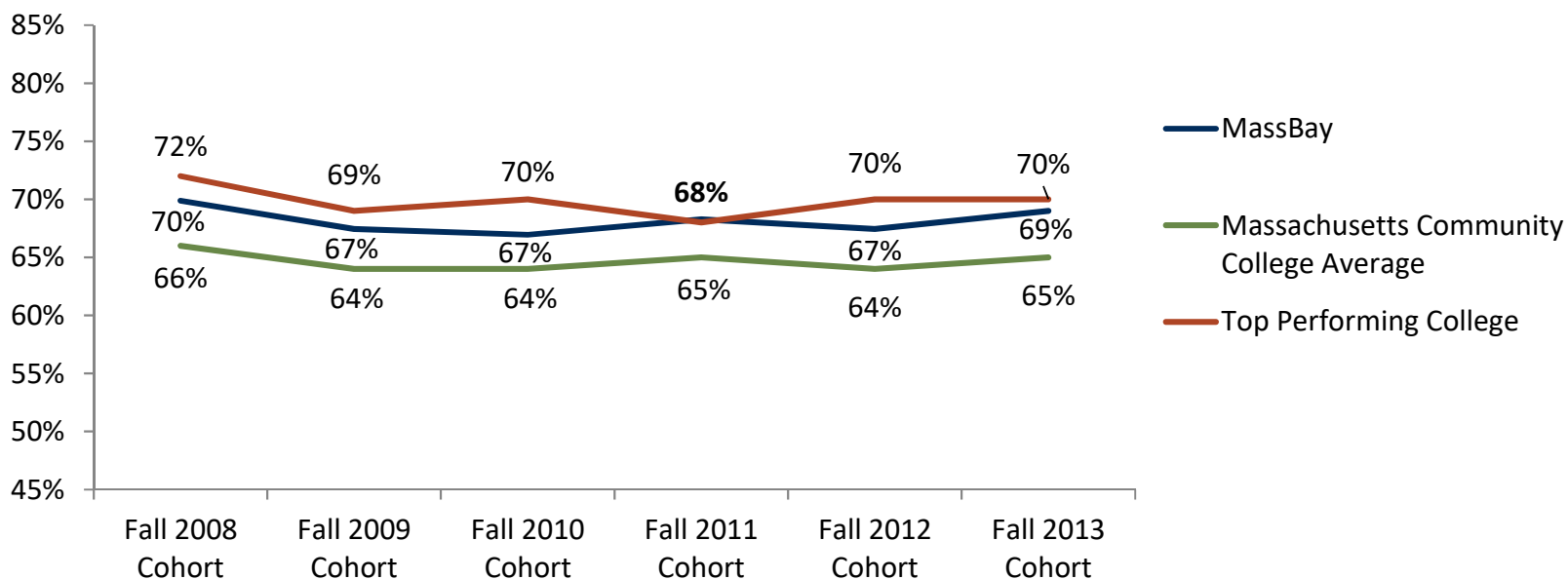
**Transfer Rate: First-time, Full-time Degree/Certificate
Seeking Students who Transferred (before graduating)
within 150% of normal time to completion**





STUDENT SUCCESS

Six-Year Comprehensive Student Success Rate (Voluntary Framework for Accountability)

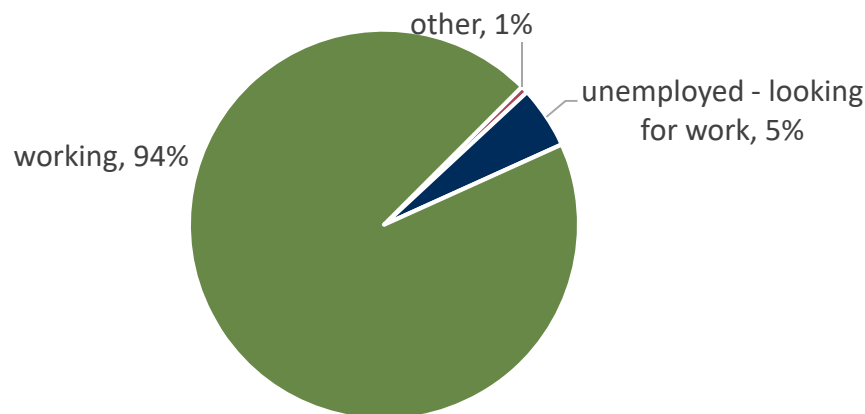


This metric includes in the cohort all new (first-time and transfer students), full and part-time, degree and certificate seeking students, and non-degree students who earned at least twelve credits during their first two academic years. Students are counted with a successful outcome if they, within six years, earn a degree or certificate, transfer to a two or four-year school, attain at least 30 credits and/or are still enrolled.

Source: Massachusetts Department of Higher Education Performance Measurement Reporting System



Employment Rate: Massbay Graduates 2019-2021



The employment rate in this chart is based on responses to a survey of MassBay graduates who earned their degree or certificate during the academic years of 2019, 2020, or 2021 (31% response rate). The survey included a question asking graduates what they were doing at the time of the survey (6 to 9 months after graduation). Excluded from the denominator in the employment rate calculation are graduates who indicated they were not employed because they were attending school or out of the workforce for another reasons (caring for a dependent).